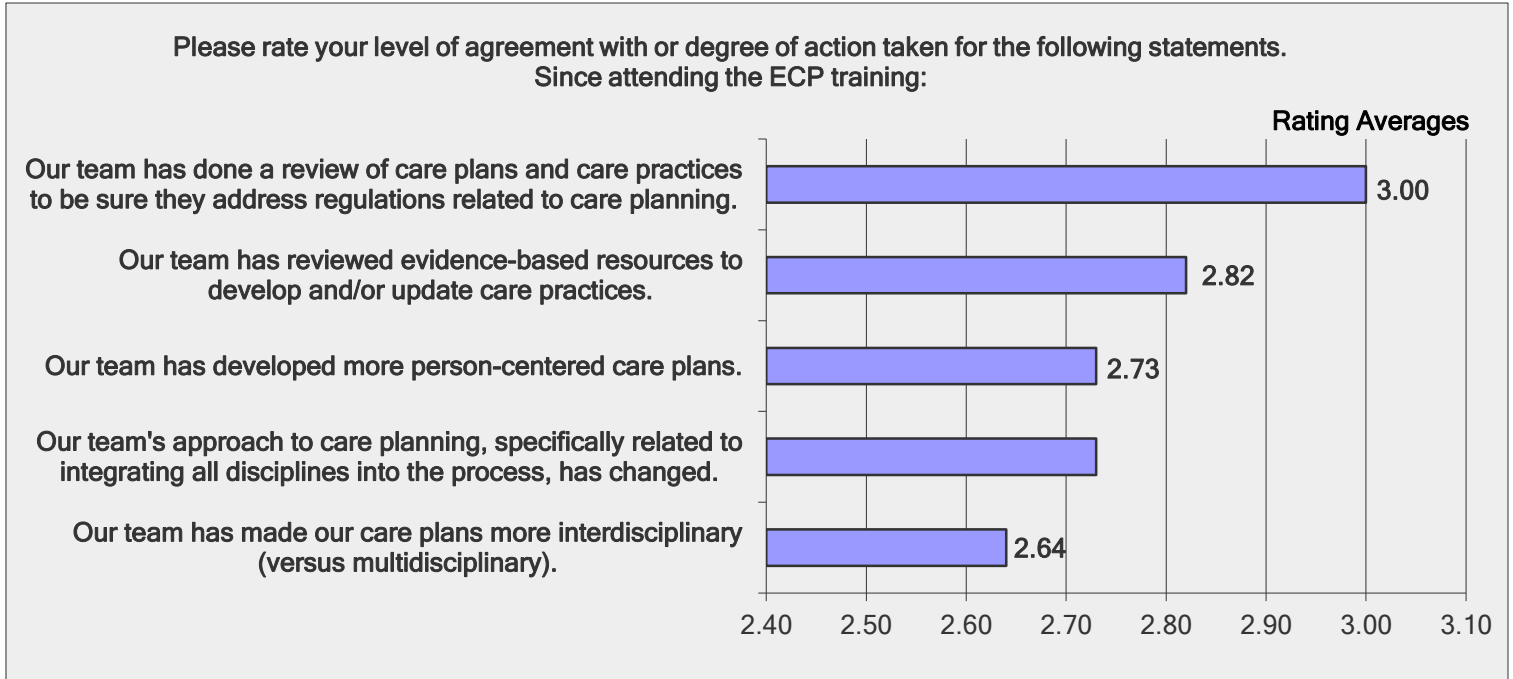


Appendix B: Replication of ECP Approach

Source: ECP Development Stage Online Survey
Responses collected June 28 – July 15, 2013

Bar Chart 1: Overview of Replication Activities Undertaken by ECP sites

(Total facilities responded, includes one corporate group) N= 15



Key for Scale 1-4:

Not at all/None = 1

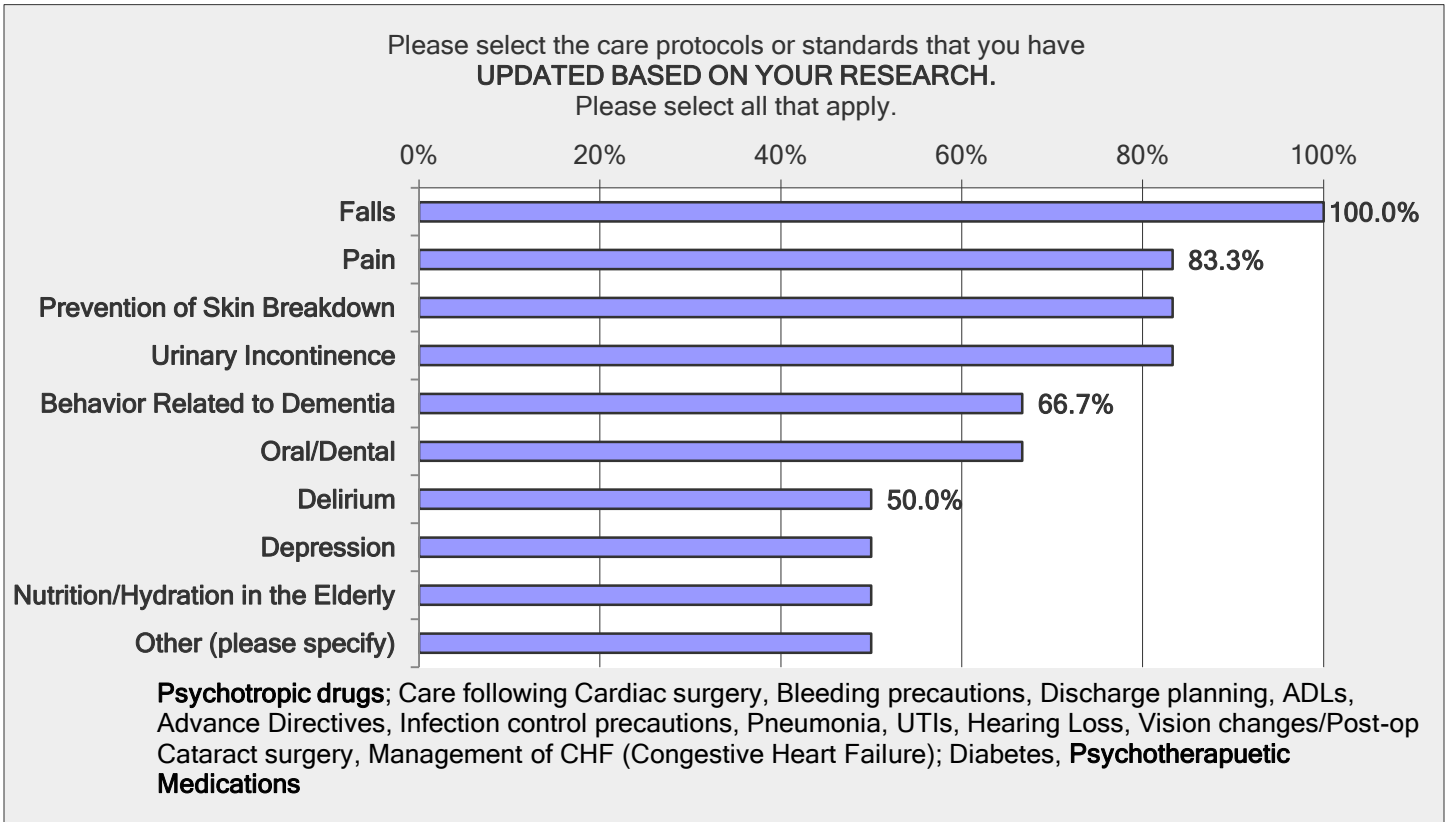
Slightly/A little = 2

Considerably/Quite a bit = 3

Strongly/A great deal = 4

Bar Charts 2 & 3: Review and Development of SOC

(Total facilities that updated standards based on research, includes one corporate group) N=11



(Total facilities drafted SOC, includes one corporate group) N=12

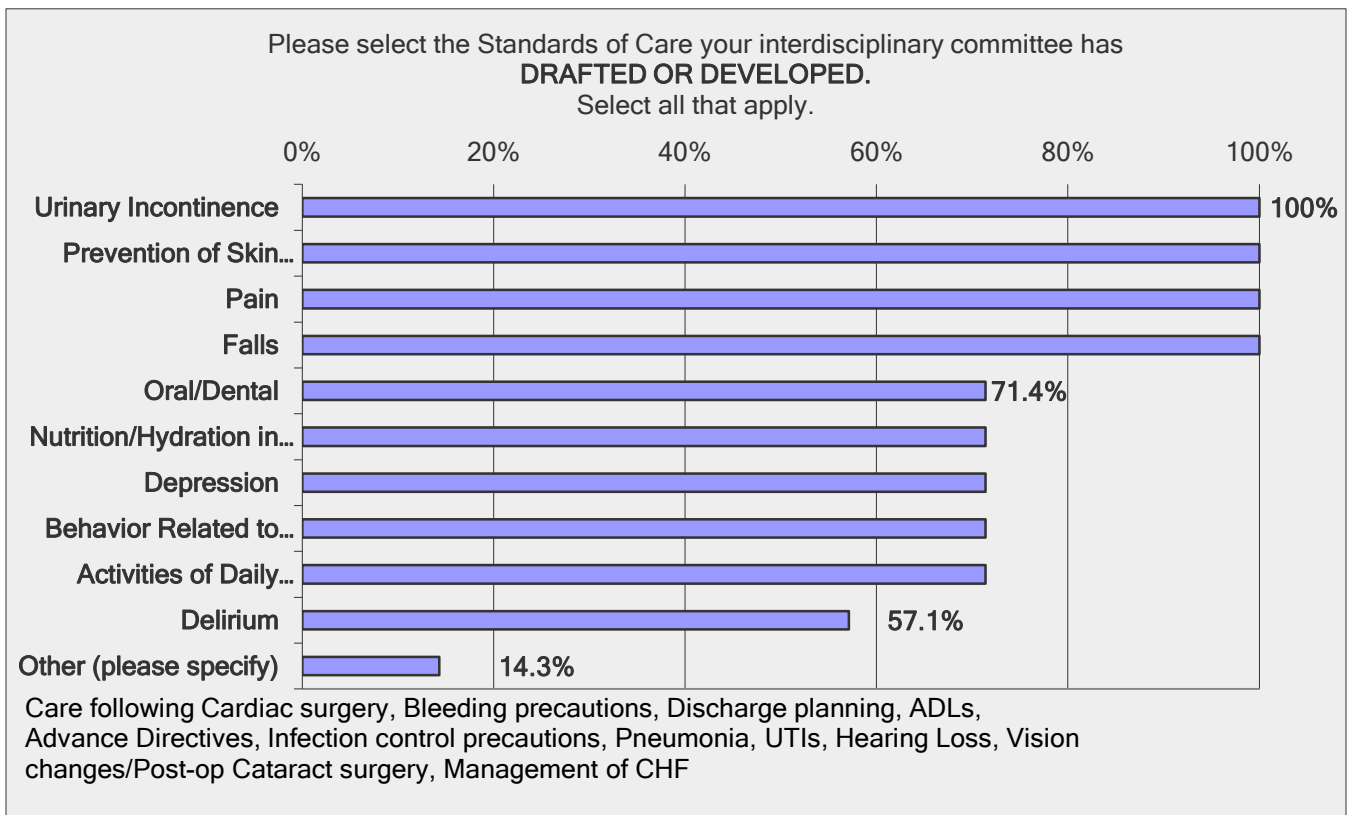


Table 1: Sample of ECP Sites and Impact on Residents

N=15 (including one corporate group)

Facility	ECP Development Stage	Residents Receiving/Soon to be receiving ECP care approach
North Country		Region Total = 82 residents
Adirondack Tri-County	<ul style="list-style-type: none"> Has not drafted any SOC, review of care plans and research accomplished Rates likelihood of implementing: 5 	82 residents in Winter 2013
Central & Western NY		Region Total =1,309 residents
Catholic Health Continuing Care: 6 sites total	<ul style="list-style-type: none"> Have finalized 16-20 SOC Rates likelihood of implementing: 5 	20 residents initially at Nazareth campus in 2014 plus 620 at other 5 sites after full corporate implementation= 640
Cayuga Ridge	<ul style="list-style-type: none"> Has not drafted any SOC, review of care plans and research accomplished Rates likelihood of implementing: 4-5 	~120 residents in Fall-Winter 2013
Steuben County Health Care Facility	<ul style="list-style-type: none"> Have finalized 16-20 SOC Have educated 110 staff members Have implemented ECP on 3 units 	99 residents currently receiving
Van Duyn Home & Hospital	<ul style="list-style-type: none"> Have finalized 6-10 SOC Have educated 20 staff members Rates likelihood of implementing: 3 	450 residents in Winter 2013
Long Island, NYC & Westchester		Region Total = 366
Crown Nursing and Rehabilitation Center Brooklyn	<ul style="list-style-type: none"> Have finalized 16-20 SOC Have educated 20 staff members Have implemented ECP on 5 units 	40 residents currently receiving
Long Island State Veterans Home Suffolk	<ul style="list-style-type: none"> Have finalized 6-10 SOC Have educated ~150 staff members Have implemented ECP on 12 Units 	30 residents currently receiving
Somers Manor Nursing Home	<ul style="list-style-type: none"> Have finalized 11-15 SOC 	252 residents in Fall 2013
The Osborn	<ul style="list-style-type: none"> Participated in conference calls and reviewed care plans Decided ECP was not appropriate for existing care standards and policies 	N/A
The Shores at Peconic Landing	<ul style="list-style-type: none"> Have finalized 1-5 SOC Rates likelihood of implementing: 4 	44 residents in Winter 2013
Total for All Regions =1,757 residents		