

I. NYS Department of Health – Future of Integrated Care Stakeholder Sessions Medicare Advantage Data

December 8th, 2017

Please see the following for the Medicare Advantage (MA) enrollment numbers for NY based on the Centers for Medicare and Medicaid Services (CMS) November 2017 report ([Medicare Advantage State/County Enrollment Data](#)):

Table 1: Alpha Listing by NY County (with state total)

Table 2: Percent Enrolled by County

Table 3: Number Enrolled by County

Table 4: Number of Contracts per County

GRAPHICS: 1.) MA Contracts and 2.) MA Enrollments

According to the [Kaiser Family Foundation](#) approximately **30 percent of all dual eligibles in the U.S. are in a Medicare Advantage product**. Across all 50 states the average Medicare Advantage enrollment is 31.6 percent of beneficiaries. This ranges from a low of 0.2 percent in Alaska to 59.2 percent in California. The territory of Puerto Rico comes in at 67.3 percent.

Among neighboring states, the numbers are:

- Pennsylvania 31.3 percent
- New Jersey 25 percent
- Massachusetts 34.2 percent

Total	Medicare Advantage Distribution of Enrollment by Plan Type in New York					
	Health Maintenance Organization	National PPOs	Regional PPOs	PFFS Plans	Cost Plans	Other Plans
1,379,711	70%	18%	10%	2%	<1%	<1%

Source: CMS Medicare Advantage Enrollment Data

Key and Links	
PFFS =	Private Fee-for-Service
PPO =	Preferred Provider Organization
	Cost Plans

Table 1: Alpha Listing by NY County

County Name	# of Contracts	Eligible	Enrolled	Percentage
Albany	23	59,974	25,935	43.2%
Allegany	16	10,394	3,823	36.8%
Bronx	45	203,850	115,878	56.8%
Broome	16	44,478	17,598	39.6%
Cattaraugus	14	17,983	8,135	45.2%
Cayuga	12	16,099	5,219	32.4%
Chautauqua	15	30,665	13,590	44.3%
Chemung	10	19,899	7,577	38.1%
Chenango	13	11,953	4,514	37.8%
Clinton	8	18,179	4,052	22.3%
Columbia	14	15,345	4,677	30.5%
Cortland	10	9,326	2,628	28.2%
Delaware	13	11,386	3,364	29.6%
Dutchess	17	58,390	11,646	20.0%
Erie	26	194,447	112,546	57.9%
Essex	13	9,342	2,175	23.3%
Franklin	8	11,082	2,673	24.1%
Fulton	16	13,052	6,218	47.6%
Genesee	14	12,937	6,982	54.0%
Greene	14	11,877	4,146	34.9%
Hamilton	10	1,591	492	30.9%
Herkimer	15	14,826	5,826	39.3%
Jefferson	11	19,911	6,006	30.2%
Kings	48	367,594	157,544	42.9%
Lewis	8	5,356	1,647	30.8%
Livingston	8	13,326	7,649	57.4%
Madison	11	14,148	5,479	38.7%
Monroe	22	153,032	98,776	64.6%
Montgomery	15	12,305	5,461	44.4%
Nassau	38	262,268	60,156	22.9%
New York	50	281,062	103,023	36.7%
Niagara	21	48,984	26,596	54.3%
Oneida	14	52,376	20,017	38.2%
Onondaga	21	92,900	40,173	43.2%
Ontario	12	25,289	14,531	57.5%
Orange	18	62,485	12,243	19.6%
Orleans	12	8,719	4,568	52.4%
Oswego	13	24,695	9,455	38.3%
Otsego	14	14,231	3,467	24.4%
Putnam	9	18,635	3,574	19.2%
Queens	47	353,495	162,458	46.0%
Rensselaer	20	32,000	13,301	41.6%
Richmond	32	87,518	34,383	39.3%
Rockland	18	56,843	11,677	20.5%
St. Lawrence	23	23,327	5,782	24.8%
Saratoga	19	46,722	20,560	44.0%
Schenectady	13	32,028	15,020	46.9%
Schoharie	10	6,736	2,044	30.3%
Schuyler	10	4,714	1,781	37.8%
Seneca	9	7,571	3,151	41.6%
Steuben	13	22,213	7,571	34.1%
Suffolk	28	285,772	53,315	18.7%
Sullivan	9	16,972	2,495	14.7%
Tioga	13	11,322	4,316	38.1%
Tompkins	9	16,443	4,132	25.1%
Ulster	14	40,087	9,693	24.2%
Warren	16	17,474	7,235	41.4%
Washington	18	13,772	5,625	40.8%
Wayne	11	21,709	12,137	55.9%
Westchester	29	173,774	45,352	26.1%
Wyoming	14	8,677	4,543	52.4%
Yates	11	5,881	3,081	52.4%
TOTALS	1,073	3,559,441	1,379,711	38.8%

Table 2: Percent Enrolled by County

County Name	# of Contracts	Eligible	Enrolled	Percentage
Monroe	23	153,032	98,776	64.6%
Erie	16	194,447	112,546	57.9%
Ontario	45	25,289	14,531	57.5%
Livingston	16	13,326	7,649	57.4%
Bronx	14	203,850	115,878	56.8%
Wayne	12	21,709	12,137	55.9%
Niagara	15	48,984	26,596	54.3%
Genesee	10	12,937	6,982	54.0%
Orleans	13	8,719	4,568	52.4%
Yates	8	5,881	3,081	52.4%
Wyoming	14	8,677	4,543	52.4%
Fulton	10	13,052	6,218	47.6%
Schenectady	13	32,028	15,020	46.9%
Queens	17	353,495	162,458	46.0%
Cattaraugus	26	17,983	8,135	45.2%
Montgomery	13	12,305	5,461	44.4%
Chautauqua	8	30,665	13,590	44.3%
Saratoga	16	46,722	20,560	44.0%
Albany	14	59,974	25,935	43.2%
Onondaga	14	92,900	40,173	43.2%
Kings	10	367,594	157,544	42.9%
Seneca	15	7,571	3,151	41.6%
Rensselaer	11	32,000	13,301	41.6%
Warren	48	17,474	7,235	41.4%
Washington	8	13,772	5,625	40.8%
Broome	8	44,478	17,598	39.6%
Herkimer	11	14,826	5,826	39.3%
Richmond	22	87,518	34,383	39.3%
Madison	15	14,148	5,479	38.7%
Oswego	38	24,695	9,455	38.3%
Oneida	50	52,376	20,017	38.2%
Tioga	21	11,322	4,316	38.1%
Chemung	14	19,899	7,577	38.1%
Schuyler	21	4,714	1,781	37.8%
Chenango	12	11,953	4,514	37.8%
Allegany	18	10,394	3,823	36.8%
New York	12	281,062	103,023	36.7%
Greene	13	11,877	4,146	34.9%
Steuben	14	22,213	7,571	34.1%
Cayuga	9	16,099	5,219	32.4%
Hamilton	47	1,591	492	30.9%
Lewis	20	5,356	1,647	30.8%
Columbia	32	15,345	4,677	30.5%
Schoharie	18	6,736	2,044	30.3%
Jefferson	23	19,911	6,006	30.2%
Delaware	19	11,386	3,364	29.6%
Cortland	13	9,326	2,628	28.2%
Westchester	10	173,774	45,352	26.1%
Tompkins	10	16,443	4,132	25.1%
St. Lawrence	9	23,327	5,782	24.8%
Otsego	13	14,231	3,467	24.4%
Ulster	28	40,087	9,693	24.2%
Franklin	9	11,082	2,673	24.1%
Essex	13	9,342	2,175	23.3%
Nassau	9	262,268	60,156	22.9%
Clinton	14	18,179	4,052	22.3%
Rockland	16	56,843	11,677	20.5%
Dutchess	18	58,390	11,646	20.0%
Orange	11	62,485	12,243	19.6%
Putnam	29	18,635	3,574	19.2%
Suffolk	14	285,772	53,315	18.7%
Sullivan	11	16,972	2,495	14.7%

Table 3: Number Enrolled by County

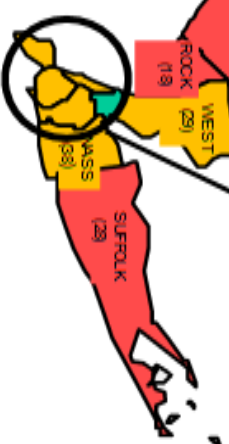
County Name	# of Contracts	Eligible	Enrolled	Percentage
Queens	23	353,495	162,458	46.0%
Kings	16	367,594	157,544	42.9%
Bronx	45	203,850	115,878	56.8%
Erie	16	194,447	112,546	57.9%
New York	14	281,062	103,023	36.7%
Monroe	12	153,032	98,776	64.6%
Nassau	15	262,268	60,156	22.9%
Suffolk	10	285,772	53,315	18.7%
Westchester	13	173,774	45,352	26.1%
Onondaga	8	92,900	40,173	43.2%
Richmond	14	87,518	34,383	39.3%
Niagara	10	48,984	26,596	54.3%
Albany	13	59,974	25,935	43.2%
Saratoga	17	46,722	20,560	44.0%
Oneida	26	52,376	20,017	38.2%
Broome	13	44,478	17,598	39.6%
Schenectady	8	32,028	15,020	46.9%
Ontario	16	25,289	14,531	57.5%
Chautauqua	14	30,665	13,590	44.3%
Rensselaer	14	32,000	13,301	41.6%
Orange	10	62,485	12,243	19.6%
Wayne	15	21,709	12,137	55.9%
Rockland	11	56,843	11,677	20.5%
Dutchess	48	58,390	11,646	20.0%
Ulster	8	40,087	9,693	24.2%
Oswego	8	24,695	9,455	38.3%
Cattaraugus	11	17,983	8,135	45.2%
Livingston	22	13,326	7,649	57.4%
Chemung	15	19,899	7,577	38.1%
Steuben	38	22,213	7,571	34.1%
Warren	50	17,474	7,235	41.4%
Genesee	21	12,937	6,982	54.0%
Fulton	14	13,052	6,218	47.6%
Jefferson	21	19,911	6,006	30.2%
Herkimer	12	14,826	5,826	39.3%
St. Lawrence	18	23,327	5,782	24.8%
Washington	12	13,772	5,625	40.8%
Madison	13	14,148	5,479	38.7%
Montgomery	14	12,305	5,461	44.4%
Cayuga	9	16,099	5,219	32.4%
Columbia	47	15,345	4,677	30.5%
Orleans	20	8,719	4,568	52.4%
Wyoming	32	8,677	4,543	52.4%
Chenango	18	11,953	4,514	37.8%
Tioga	23	11,322	4,316	38.1%
Greene	19	11,877	4,146	34.9%
Tompkins	13	16,443	4,132	25.1%
Clinton	10	18,179	4,052	22.3%
Allegany	10	10,394	3,823	36.8%
Putnam	9	18,635	3,574	19.2%
Otsego	13	14,231	3,467	24.4%
Delaware	28	11,386	3,364	29.6%
Seneca	9	7,571	3,151	41.6%
Yates	13	5,881	3,081	52.4%
Franklin	9	11,082	2,673	24.1%
Cortland	14	9,326	2,628	28.2%
Sullivan	16	16,972	2,495	14.7%
Essex	18	9,342	2,175	23.3%
Schoharie	11	6,736	2,044	30.3%
Schuyler	29	4,714	1,781	37.8%
Lewis	14	5,356	1,647	30.8%
Hamilton	11	1,591	492	30.9%

Table 4: Number of Contracts per County

County Name	# of Contracts	Eligible	Enrolled	Percentage
New York	50	281,062	103,023	36.7%
Kings	48	367,594	157,544	42.9%
Queens	47	353,495	162,458	46.0%
Bronx	45	203,850	115,878	56.8%
Nassau	38	262,268	60,156	22.9%
Richmond	32	87,518	34,383	39.3%
Westchester	29	173,774	45,352	26.1%
Suffolk	28	285,772	53,315	18.7%
Erie	26	194,447	112,546	57.9%
Albany	23	59,974	25,935	43.2%
St. Lawrence	23	23,327	5,782	24.8%
Monroe	22	153,032	98,776	64.6%
Niagara	21	48,984	26,596	54.3%
Onondaga	21	92,900	40,173	43.2%
Rensselaer	20	32,000	13,301	41.6%
Saratoga	19	46,722	20,560	44.0%
Orange	18	62,485	12,243	19.6%
Rockland	18	56,843	11,677	20.5%
Washington	18	13,772	5,625	40.8%
Dutchess	17	58,390	11,646	20.0%
Allegany	16	10,394	3,823	36.8%
Broome	16	44,478	17,598	39.6%
Fulton	16	13,052	6,218	47.6%
Warren	16	17,474	7,235	41.4%
Chautauqua	15	30,665	13,590	44.3%
Herkimer	15	14,826	5,826	39.3%
Montgomery	15	12,305	5,461	44.4%
Cattaraugus	14	17,983	8,135	45.2%
Columbia	14	15,345	4,677	30.5%
Genesee	14	12,937	6,982	54.0%
Greene	14	11,877	4,146	34.9%
Oneida	14	52,376	20,017	38.2%
Otsego	14	14,231	3,467	24.4%
Ulster	14	40,087	9,693	24.2%
Wyoming	14	8,677	4,543	52.4%
Chenango	13	11,953	4,514	37.8%
Delaware	13	11,386	3,364	29.6%
Essex	13	9,342	2,175	23.3%
Oswego	13	24,695	9,455	38.3%
Schenectady	13	32,028	15,020	46.9%
Steuben	13	22,213	7,571	34.1%
Tioga	13	11,322	4,316	38.1%
Cayuga	12	16,099	5,219	32.4%
Ontario	12	25,289	14,531	57.5%
Orleans	12	8,719	4,568	52.4%
Jefferson	11	19,911	6,006	30.2%
Madison	11	14,148	5,479	38.7%
Wayne	11	21,709	12,137	55.9%
Yates	11	5,881	3,081	52.4%
Chemung	10	19,899	7,577	38.1%
Cortland	10	9,326	2,628	28.2%
Hamilton	10	1,591	492	30.9%
Schoharie	10	6,736	2,044	30.3%
Schuyler	10	4,714	1,781	37.8%
Putnam	9	18,635	3,574	19.2%
Seneca	9	7,571	3,151	41.6%
Sullivan	9	16,972	2,495	14.7%
Tompkins	9	16,443	4,132	25.1%
Clinton	8	18,179	4,052	22.3%
Franklin	8	11,082	2,673	24.1%
Lewis	8	5,356	1,647	30.8%
Livingston	8	13,326	7,649	57.4%

[illegible]

(N) = Medicine Advantage

[illegible]

II. NYS Department of Health – Future of Integrated Care Stakeholder Sessions Special Needs Plans Data

December 8th, 2017

Please see the following for the Medicare Special Needs Plan (SNP) enrollment numbers for NY based on the Centers for Medicare and Medicaid Services (CMS) November 2017 report ([Special Needs Plan Comprehensive Report November 2017](#)):

Chart: Medicare Managed Care SNP Enrollment – NYS Fully Integrated Duals Advantage (FIDA) Region

Chart: Dual Eligible Special Needs Plans in FIDA Region and Albany/Schenectady Counties

GRAPHICS: 1.) SNP Contracts and 2.) SNP Enrollment (non-FIDA counties)

Table 5: Medicare Special Needs Plan (SNP) Enrollments by Number Enrolled and Percent of Total

Table 6: Medicare Special Needs Plan (SNP) Enrollments by Contract Name

Table 7: Medicare Special Needs Plan (SNP) Enrollments by SNP Type

Table 8: Non-FIDA County D-SNP Enrollment County Alpha

Table 9: Non-FIDA County D-SNP Enrollment Percentages

MEDICARE MANAGED CARE ENROLLMENT - NYS FULLY INTEGRATED DUALS ADVANTAGE (FIDA) REGION										
OPTIONS	MMP	MAP	D-SNPs	FIDE SNP	I-SNP	C-SNP	Non-SNP MA	Partial Capitation MLTC*	PACE	TOTAL ENROLLMENT
ENROLLMENT	5,166	7,402	203,470	7,087	11,515	771	302,018	152,442	3,132	540,561
	Key and Links	*Not included in TOTAL ENROLLMENT.								
	MMP									
	MAP									
	D-SNPs									
	FIDE SNP									
	I-SNP									
	C-SNP									
	Non-SNP MA									
	MLTC									
	PACE									

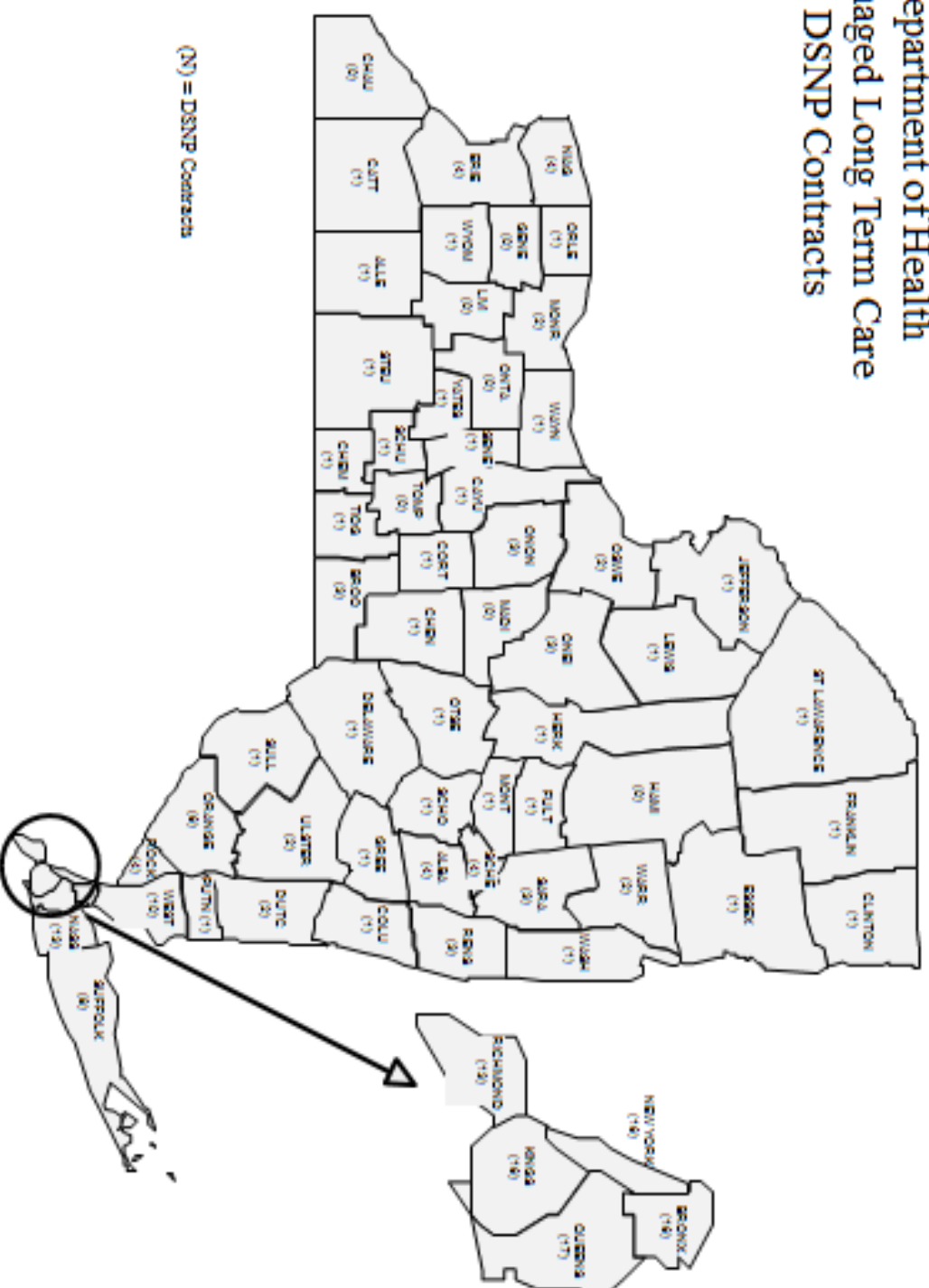
Sources: May 2017 CMS SNP Comprehensive Report and MCRAdv/Part D Monthly Enrollment Data

Dual Eligible Special Needs Plans in FIDA Region and Albany/Schenectady Counties

Contract Name	Queens	Bronx	Kings	New York	Richmond	Nassau	Westchester	Suffolk	Albany	Schenectady	# of Counties
THE NEW YORK STATE CATHOLIC HEALTH PLAN, INC.	X	X	X	X	X	X	X	X	X	X	10
WELLCARE OF NEW YORK, INC.	X	X	X	X	X	X	X	X	X	X	10
VNS CHOICE	X	X	X	X	X	X	X	X	X	X	10
HEALTH INSURANCE PLAN OF GREATER NEW YORK	X	X	X	X	X	X	X	X			8
AFFINITY HEALTH PLAN, INC.	X	X	X	X	X	X	X	X			8
ELDERPLAN, INC.	X	X	X	X	X	X	X				7
HEALTHFIRST HEALTH PLAN, INC.	X	X	X	X	X	X	X				7
EMPIRE HEALTHCHOICE HMO, INC.	X	X	X	X	X	X	X				7
HUMANA HEALTH COMPANY OF NEW YORK, INC.	X	X	X	X	X				X	X	7
AGEWELL NEW YORK, LLC	X	X	X	X		X	X	X			7
GUILDNET, INC.	X	X	X	X	X	X		X			7
UNITEDHEALTHCARE OF NEW YORK, INC.	X	X	X	X	X	X					6
SENIOR WHOLE HEALTH OF NEW YORK, INC.	X	X	X	X		X	X				6
CENTERS PLAN FOR HEALTHY LIVING, LLC	X	X	X	X	X						5
METROPLUS HEALTH PLAN, INC.	X	X	X	X							4
VILLAGE SENIOR SERVICES CORPORATION	X	X	X	X							4
QUALITY HEALTH PLANS OF NEW YORK, INC.	X				X	X		X			4
Number of SNP Plans/County	17	16	16	16	13	13	10	8	4	4	

Source: CMS Contract Management Report 2017

New York State
Department of Health
Managed Long Term Care
DSNP Contracts



New York State Department of Health Managed Long Term Care DSNP Enrollment (non-FIDA counties)

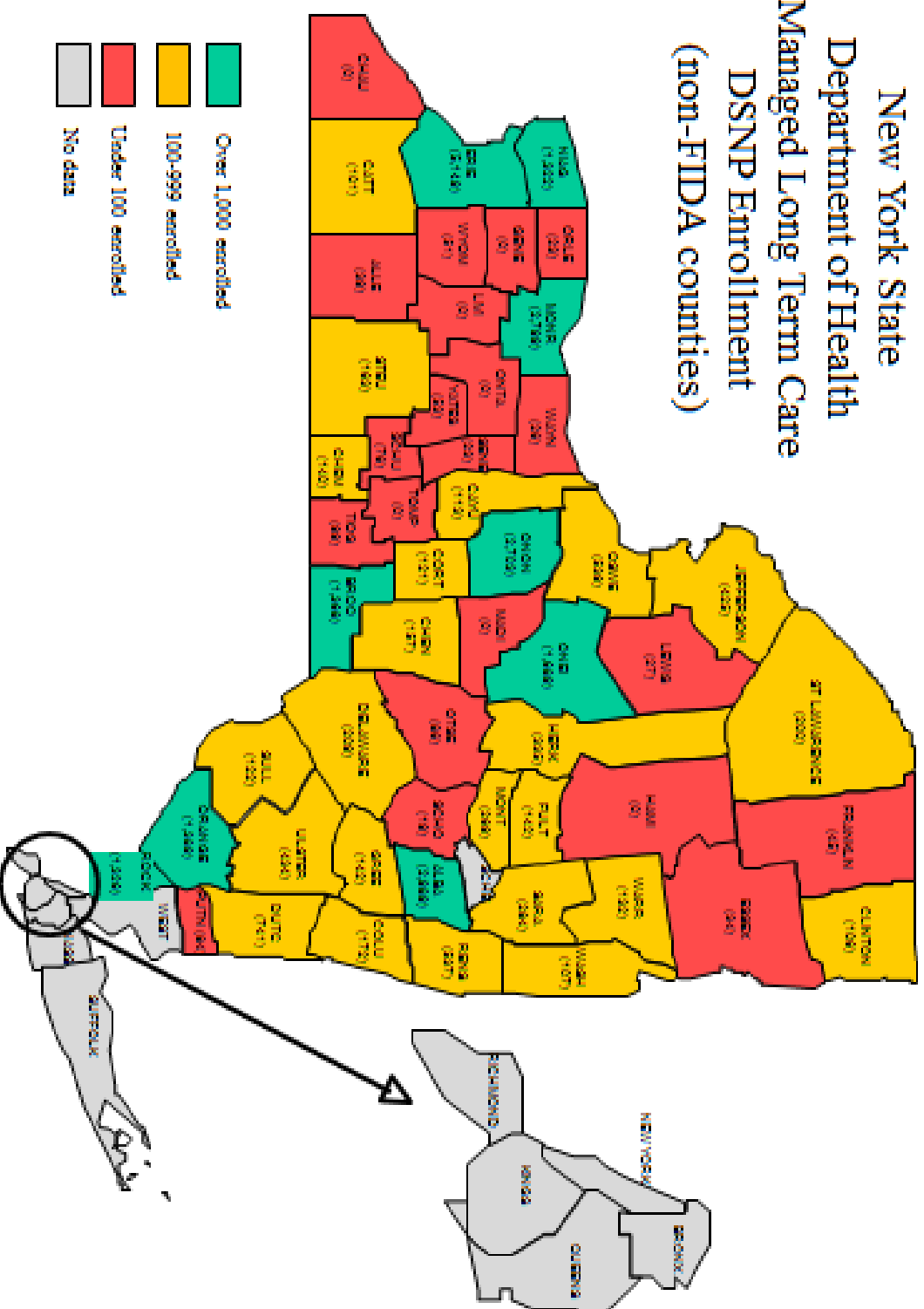


Table 5. Medicare Special Needs Plan (SNP) Enrollments by Number Enrolled and Percent of Total

	CONTRACT NAME	PLAN NAME	GEOGRAPHIC TYPE	ENROLLMENT	PERCENT	SPECIALTY
1	HEALTHFIRST HEALTH PLAN, INC.	Healthfirst Life Improvement Plan (HMO SNP)	New York City, Nassau and Westchester Counties	73,222	26.9%	
2	UNITEDHEALTHCARE OF NEW YORK, INC.	UnitedHealthcare Dual Complete (HMO SNP)	Select counties in New York	60,754	22.4%	
3	THE NEW YORK STATE CATHOLIC HEALTH PLAN, INC.	Fidelis Dual Advantage Flex (HMO SNP)	NY Counties	33,129	12.2%	
4	WELLCARE OF NEW YORK, INC.	WellCare Access (HMO SNP)	Select Counties in NY	16,632	6.1%	
5	VNS CHOICE	VNSNY CHOICE Medicare Preferred (HMO SNP)	NYC Metro Area and Capital Region	11,776	4.3%	
6	EMPIRE HEALTHCHOICE HMO, INC.	Empire Mediblu Dual Advantage (HMO SNP)	New York City Area	9,445	3.5%	
7	HEALTH INSURANCE PLAN OF GREATER NEW YORK	EmblemHealth VIP Dual (HMO SNP)	Counties of NYC, Westchester and Long Island	9,259	3.4%	
8	UNITEDHEALTHCARE OF NEW YORK, INC.	UnitedHealthcare Nursing Home Plan (HMO SNP)	New York Metropolitan area	8,105	3.0%	
9	METROPLUS HEALTH PLAN, INC.	MetroPlus Advantage Plan (HMO SNP)	NYC - The Bronx, Brooklyn, Manhattan, Queens	7,705	2.8%	
10	AFFINITY HEALTH PLAN, INC.	Affinity Medicare Ultimate (HMO SNP)	NYC, Nassau ,Orange, Rockland, Suffolk,Westchester	6,796	2.5%	
11	HEALTHFIRST HEALTH PLAN, INC.	Healthfirst CompleteCare (HMO SNP)	New York City, Nassau, and Westchester Counties	4,979	1.8%	
12	UNITEDHEALTHCARE OF NEW YORK, INC.	UnitedHealthcare Nursing Home Plan (HMO SNP)	Upstate New York	4,328	1.6%	
13	ELDERPLAN, INC.	Elderplan For Medicaid Beneficiaries (HMO SNP)	Bronx, Kings, Nassau, NY, Queens, Westchester	4,028	1.5%	
14	WELLCARE OF NEW YORK, INC.	Wellcare Liberty (HMO SNP)	Select Counties in NY	2,350	0.9%	
15	WELLCARE OF NEW YORK, INC.	WellCare Access (HMO SNP)	Select Counties in NY	1,796	0.7%	
16	CATHOLIC SPECIAL NEEDS PLAN, LLC	ArchCare Advantage (HMO SNP)	NYC, Westchester, Putnam, Dutchess, Orange, Ononda	1,708	0.6%	
17	AFFINITY HEALTH PLAN, INC.	Affinity Medicare Solutions (HMO SNP)	NYC, Nassau ,Orange, Rockland, Suffolk,Westchester	1,650	0.6%	
18	ELDERPLAN, INC.	Elderplan Advantage For Nursing Home Residents (HMO SNP)	Bronx, Kings, Monroe, Nassau, NY, Queens, Richmond, Suffolk, Westchester	1,590	0.6%	
19	VNS CHOICE	VNSNY CHOICE Total (HMO SNP)	New York Metro Area	1,567	0.6%	FIDE SNP
20	THE NEW YORK STATE CATHOLIC HEALTH PLAN, INC.	Fidelis Dual Advantage (HMO SNP)	NY Counties	1,460	0.5%	
21	ELDERPLAN, INC.	Elderplan Plus Long Term Care (HMO SNP)	Bronx, Kings, Nassau, NY, Queens, Richmond, Westchester	1,279	0.5%	
22	INDEPENDENT HEALTH ASSOCIATION, INC.	Independent Health Medicare Family Choice (HMO SNP)	Western New York	1,275	0.5%	
23	HUMANA HEALTH COMPANY OF NEW YORK, INC.	Humana Gold Plus SNP-DE H3533-002 (HMO SNP)	Select Counties in New York	1,058	0.4%	
24	HUMANA HEALTH COMPANY OF NEW YORK, INC.	Humana Gold Plus SNP-DE H3533-004 (HMO SNP)	Select Counties in New York	704	0.3%	
25	CENTERLIGHT HEALTHCARE, INC.	CenterLight Healthcare Direct Complete Plan (HMO SNP)	NYC, LI, Westchester and Rockland Counties	605	0.2%	
26	LIBERTY HEALTH ADVANTAGE, INC.	Liberty Health Advantage Dual Power (HMO SNP)	Bronx, Kings, Nassau, New York, Queens, Richmond	590	0.2%	
27	GUILDNET, INC.	GuildNet Gold (HMO SNP)	Bronx, Kings, NY, Queens, Nassau, Suffolk, Richmond	579	0.2%	
28	VNS CHOICE	VNSNY CHOICE Medicare Maximum (HMO SNP)	New York Metro Area	576	0.2%	FIDE SNP
29	CENTERS PLAN FOR HEALTHY LIVING, LLC	Centers Plan for Dual Coverage Care (HMO SNP)	Kings,Queens,Bronx, Manhattan and Richmond Counties	531	0.2%	
30	HEALTHFIRST HEALTH PLAN, INC.	Healthfirst AssuredCare (HMO SNP)	New York City and Nassau County	437	0.2%	
31	ELDERSERVE HEALTH, INC.	Riverspring Star (HMO SNP)	Counties: Brx, Ki, Na, NY, Qu, Ri, Wes	332	0.1%	
31	AGEWELL NEW YORK, LLC	AgeWell New York FeelWell (HMO SNP)	New York City Metro Area, Long Island, Westchester	325	0.1%	
33	VILLAGE SENIOR SERVICES CORPORATION	VillageCareMAX Medicare Health Advantage (HMO SNP)	Bronx, Brooklyn, Manhattan, Queens	293	0.1%	
34	AGEWELL NEW YORK, LLC	AgeWell New York CareWell (HMO SNP)	New York City Metro Area, Long Island, Westchester	218	0.1%	
35	FALLOH HEALTH WEINBERG, INC.	Falloh Health Weinberg-HMO SNP (HMO SNP)	Erie and Niagara Counties	171	0.1%	
36	HEALTH INSURANCE PLAN OF GREATER NEW YORK	EmblemHealth VIP Dual Group (HMO SNP)	Counties of NYC, Westchester and Long Island	109	0.0%	
37	THE NEW YORK STATE CATHOLIC HEALTH PLAN, INC.	Fidelis Medicaid Advantage Plus (HMO SNP)	NY Counties	103	0.0%	FIDE SNP
38	SENIOR WHOLE HEALTH OF NEW YORK, INC.	Senior Whole Health of New York NHC (HMO SNP)	Bronx, Kings, Nassau, NY, Queens, Westchester	98	0.0%	
39	AGEWELL NEW YORK, LLC	AgeWell New York BeWell (HMO SNP)	New York City Metro Area, Long Island, Westchester	97	0.0%	
40	VILLAGE SENIOR SERVICES CORPORATION	VillageCareMAX Medicare Total Advantage (HMO SNP)	Bronx, Brooklyn, Manhattan, Queens	73	0.0%	
41	QUALITY HEALTH PLANS OF NEW YORK, INC.	Advantage Value One NY - Dual (HMO SNP)	Nassau, Queens, Staten Island and Suffolk Counties	41	0.0%	
42	CENTERS PLAN FOR HEALTHY LIVING, LLC	Centers Plan for Nursing Home Care (HMO SNP)	NYC Metro Area, Rockland, Erie, Niagara Counties	35	0.0%	
43	UNITEDHEALTHCARE INSURANCE COMPANY OF NY	UnitedHealthcare Nursing Home Plan (PPO SNP)	Select counties in New York		0	
TOTAL				271,808		

Table 6. Medicare Special Needs Plan (SNP) Enrollments by Contract Name

CONTRACT NAME	PLAN NAME	GEOGRAPHIC TYPE	ENROLLMENT	SNP TYPE	SPECIAL TY
1 AFFINITY HEALTH PLAN, INC.	Affinity Medicare Ultimate (HMO SNP)	NYC, Nassau ,Orange, Rockland, Suffolk, Westchester	6,796	Dual-Eligible	
2 AFFINITY HEALTH PLAN, INC.	Affinity Medicare Solutions (HMO SNP)	NYC, Nassau ,Orange, Rockland, Suffolk, Westchester	1,650	Dual-Eligible	
3 AGEWELL NEW YORK, LLC	AgeWell New York FeelWell (HMO SNP)	New York City Metro Area, Long Island, Westchester	325	Dual-Eligible	
4 AGEWELL NEW YORK, LLC	AgeWell New York CareWell (HMO SNP)	New York City Metro Area, Long Island, Westchester	218	Institutional	
5 AGEWELL NEW YORK, LLC	AgeWell New York BeWell (HMO SNP)	New York City Metro Area, Long Island, Westchester	97	Dual-Eligible	
6 CATHOLIC SPECIAL NEEDS PLAN, LLC	ArchCare Advantage (HMO SNP)	NYC, Westchester, Putnam, Dutchess, Orange, Ononda	1,708	Institutional	
7 CENTERLIGHT HEALTHCARE, INC.	Centerlight Healthcare Direct Complete Plan (HMO SNP)	NYC, LI, Westchester and Rockland Counties	605	Institutional	
8 CENTERS PLAN FOR HEALTHY LIVING, LLC	Centers Plan for Dual coverage Care (HMO SNP)	Kings,Queens,Bronx,Manhattan and Richmond Counties	531	Dual-Eligible	
9 CENTERS PLAN FOR HEALTHY LIVING, LLC	Centers Plan for Nursing Home Care (HMO SNP)	NYC Metro Area, Rockland, Erie, Niagara Counties	35	Institutional	
10 ELDERPLAN, INC.	Elderplan For Medicaid Beneficiaries (HMO SNP)	Bronx, Kings, Nassau, NY, Queens, Westchester	4,028	Dual-Eligible	
11 ELDERPLAN, INC.	Elderplan Advantage For Nursing Home Residents (HMO SNP)	Bronx, Kings, Monroe, Nassau, NY, Queens, Richmond, Suffolk, Westchester	1,590	Institutional	
12 ELDERPLAN, INC.	Elderplan Plus LongTerm Care (HMO SNP)	Bronx, Kings, Nassau, NY, Queens, Richmond, Westchester	1,279	Dual-Eligible	
13 ELDERSERVE HEALTH, INC.	Riverspring Star (HMO SNP)	Counties: Brx, Ki, Na, NY, Qu, RI, Wes	332	Institutional	FIDE SNP
14 EMPIRE HEALTHCHOICE HMO, INC.	Empire MediBlue Dual Advantage (HMO SNP)	New York City Area	9,445	Dual-Eligible	
15 FALLON HEALTH WEINBERG, INC.	Fallon Health Weinberg-HMO SNP (HMO SNP)	Erie and Niagara Counties	171	Dual-Eligible	
16 GUILDNET, INC.	GuildNet Gold (HMO SNP)	Bronx, Kings, NY, Queens, Nassau, Suffolk, Richmon	579	Dual-Eligible	
17 HEALTH INSURANCE PLAN OF GREATER NEW YORK	EmblemHealth VIP Dual (HMO SNP)	Counties of NYC, Westchester and Long Island	9,259	Dual-Eligible	
18 HEALTH INSURANCE PLAN OF GREATER NEW YORK	EmblemHealth VIP Dual Group (HMO SNP)	Counties of NYC, Westchester and Long Island	109	Dual-Eligible	
19 HEALTHFIRST HEALTH PLAN, INC.	Healthfirst Life Improvement Plan (HMO SNP)	New York City, Nassau and Westchester Counties	73,222	Dual-Eligible	
20 HEALTHFIRST HEALTH PLAN, INC.	Healthfirst CompleteCare (HMO SNP)	New York City, Nassau, and Westchester Counties	4,979	Dual-Eligible	
21 HEALTHFIRST HEALTH PLAN, INC.	Healthfirst AssuredCare (HMO SNP)	New York City and Nassau County	437	Institutional	FIDE SNP
22 HUMANA HEALTH COMPANY OF NEW YORK, INC.	Humana Gold Plus SNP-DE H3533-002 (HMO SNP)	Select Counties in New York	1,058	Dual-Eligible	
23 HUMANA HEALTH COMPANY OF NEW YORK, INC.	Humana Gold Plus SNP-DE H3533-004 (HMO SNP)	Select Counties in New York	704	Dual-Eligible	
24 LIBERTY HEALTH ASSOCIATION, INC.	Independent Health Medicare Family Choice (HMO SNP)	Western New York	1,275	Institutional	
25 LIBERTY HEALTH ADVANTAGE, INC.	Liberty Health Advantage Dual Power (HMO SNP)	Bronx, Kings, Nassau, New York, Queens, Richmond	590	Dual-Eligible	
26 METROPLUS HEALTH PLAN, INC.	MetroPlus Advantage Plan (HMO SNP)	NYC - The Bronx, Brooklyn, Manhattan, Queens	7,705	Dual-Eligible	
27 QUALITY HEALTH PLANS OF NEW YORK, INC.	Advantage Value One NY - Dual (HMO SNP)	Nassau, Queens, Staten Island and Suffolk Counties	41	Dual-Eligible	
28 SENIOR WHOLE HEALTH OF NEW YORK, INC.	Senior Whole Health of New York NHC (HMO SNP)	Bronx, Kings, Nassau, NY, Queens, Westchester	98	Dual-Eligible	
29 THE NEW YORK STATE CATHOLIC HEALTH PLAN, INC.	Fidelis Dual Advantage Flex (HMO SNP)	NY Counties	33,129	Dual-Eligible	FIDE SNP
30 THE NEW YORK STATE CATHOLIC HEALTH PLAN, INC.	Fidelis Dual Advantage (HMO SNP)	NY Counties	1,460	Dual-Eligible	
31 THE NEW YORK STATE CATHOLIC HEALTH PLAN, INC.	Fidelis Medicaid Advantage Plus (HMO SNP)	NY Counties	103	Dual-Eligible	
31 UNITEDHEALTHCARE INSURANCE COMPANY OF NY	UnitedHealthcare Nursing Home Plan (PPO SNP)	Select counties in New York		Institutional	
33 UNITEDHEALTHCARE OF NEW YORK, INC.	UnitedHealthcare Dual Complete (HMO SNP)	Select counties in New York	60,754	Dual-Eligible	
34 UNITEDHEALTHCARE OF NEW YORK, INC.	UnitedHealthcare Nursing Home Plan (HMO SNP)	New York Metropolitan area	8,105	Institutional	
35 UNITEDHEALTHCARE OF NEW YORK, INC.	UnitedHealthcare Nursing Home Plan (HMO SNP)	Upstate New York	4,328	Institutional	
36 VILLAGE SENIOR SERVICES CORPORATION	VillageCareMAX Medicare Health Advantage (HMO SNP)	Bronx, Brooklyn, Manhattan, Queens	293	Dual-Eligible	
37 VILLAGE SENIOR SERVICES CORPORATION	VillageCareMAX Medicare Total Advantage (HMO SNP)	Bronx, Brooklyn, Manhattan, Queens	73	Dual-Eligible	
38 VNS CHOICE	VNSNY CHOICE Medicare Preferred (HMO SNP)	NYC Metro Area and Capital Region	11,776	Dual-Eligible	
39 VNS CHOICE	VNSNY CHOICE Total (HMO SNP)	New York Metro Area	1,567	Dual-Eligible	
40 VNS CHOICE	VNSNY CHOICE Medicare Maximum (HMO SNP)	New York Metro Area	576	Dual-Eligible	
41 WELLCARE OF NEW YORK, INC.	WellCare Access (HMO SNP)	Select Counties in NY	16,632	Dual-Eligible	FIDE SNP
42 WELLCARE OF NEW YORK, INC.	WellCare Liberty (HMO SNP)	Select Counties in NY	2,350	Dual-Eligible	
43 WELLCARE OF NEW YORK, INC.	WellCare Access (HMO SNP)	Select Counties in NY	1,796	Dual-Eligible	

Table 7. Medicare Special Needs Plan (SNP) Enrollments by SNP Type

CONTRACT NAME	PLAN NAME	GEOGRAPHIC TYPE	ENROLLMENT	SNP TYPE	SPECIALTY
1 HEALTHFIRST HEALTH PLAN, INC.	Healthfirst Life Improvement Plan (HMO SNP)	New York City, Nassau and Westchester Counties	73,222	Dual-Eligible	
2 UNITEDHEALTHCARE OF NEW YORK, INC.	UnitedHealthcare Dual Complete (HMO SNP)	Select counties in New York	60,754	Dual-Eligible	
3 THE NEW YORK STATE CATHOLIC HEALTH PLAN, INC.	Fidelis Dual Advantage Flex (HMO SNP)	NY Counties	33,129	Dual-Eligible	
4 WELLCARE OF NEW YORK, INC.	WellCare Access (HMO SNP)	Select Counties in NY	16,632	Dual-Eligible	
5 VNS CHOICE	VNSNY CHOICE Medicare Preferred (HMO SNP)	NYC Metro Area and Capital Region	11,776	Dual-Eligible	
6 EMPIRE HEALTHCHOICE HMO, INC.	Empire MediBlue Dual Advantage (HMO SNP)	New York City Area	9,445	Dual-Eligible	
7 HEALTH INSURANCE PLAN OF GREATER NEW YORK	EmblemHealth VIP Dual (HMO SNP)	Counties of NYC, Westchester and Long Island	9,259	Dual-Eligible	
8 METROPOLIS HEALTH PLAN, INC.	Metropolis Advantage Plan (HMO SNP)	NYC - The Bronx, Brooklyn, Manhattan, Queens	7,705	Dual-Eligible	
9 AFFINITY HEALTH PLAN, INC.	Affinity Medicare Ultimate (HMO SNP)	NYC, Nassau, Orange, Rockland, Suffolk, Westchester	6,796	Dual-Eligible	FIDE SNP
10 HEALTHFIRST HEALTH PLAN, INC.	Healthfirst CompleteCare (HMO SNP)	New York City, Nassau, and Westchester Counties	4,979	Dual-Eligible	
11 ELDERPLAN, INC.	Elderplan For Medicaid Beneficiaries (HMO SNP)	Bronx, Kings, Nassau, NY, Queens, Westchester	4,028	Dual-Eligible	
12 WELLCARE OF NEW YORK, INC.	WellCare Liberty (HMO SNP)	Select Counties in NY	2,350	Dual-Eligible	
13 WELLCARE OF NEW YORK, INC.	WellCare Access (HMO SNP)	Select Counties in NY	1,796	Dual-Eligible	FIDE SNP
14 AFFINITY HEALTH PLAN, INC.	Affinity Medicare Solutions (HMO SNP)	NYC, Nassau, Orange, Rockland, Suffolk, Westchester	1,650	Dual-Eligible	
15 VNS CHOICE	VNSNY CHOICE Total (HMO SNP)	New York Metro Area	1,567	Dual-Eligible	
16 THE NEW YORK STATE CATHOLIC HEALTH PLAN, INC.	Fidelis Dual Advantage (HMO SNP)	NY Counties	1,460	Dual-Eligible	
17 ELDERPLAN, INC.	Elderplan Plus Long Term Care (HMO SNP)	Bronx, Kings, Nassau, NY, Queens, Richmond, Westchester	1,279	Dual-Eligible	FIDE SNP
18 HUMANA HEALTH COMPANY OF NEW YORK, INC.	Humana Gold Plus SNP-DE H3533-002 (HMO SNP)	Select Counties in New York	1,058	Dual-Eligible	
19 HUMANA HEALTH COMPANY OF NEW YORK, INC.	Humana Gold Plus SNP-DE H3533-004 (HMO SNP)	Select Counties in New York	704	Dual-Eligible	
20 LIBERTY HEALTH ADVANTAGE, INC.	Liberty Health Advantage Dual Power (HMO SNP)	Bronx, Kings, Nassau, New York, Queens, Richmond	590	Dual-Eligible	
21 GUIDNET, INC.	GuidNet Gold (HMO SNP)	Bronx, Kings, NY, Queens, Nassau, Suffolk, Richmond	579	Dual-Eligible	FIDE SNP
22 VNS CHOICE	VNSNY CHOICE Medicare Maximum (HMO SNP)	New York Metro Area	576	Dual-Eligible	
23 CENTERS PLAN FOR HEALTHY LIVING, LLC	Centers Plan for Dual Coverage Care (HMO SNP)	Kings, Queens, Bronx, Manhattan and Richmond Counties	531	Dual-Eligible	
24 AGEWELL NEW YORK, LLC	AgeWell New York FeelWell (HMO SNP)	New York City Metro Area, Long Island, Westchester	325	Dual-Eligible	
25 VILLAGE SENIOR SERVICES CORPORATION	VillageCareMAX Medicare Health Advantage (HMO SNP)	Bronx, Brooklyn, Manhattan, Queens	293	Dual-Eligible	FIDE SNP
26 FALLON HEALTH WEINBERG, INC.	Fallon Health Weinberg-HMO SNP (HMO SNP)	Erie and Niagara Counties	171	Dual-Eligible	
27 HEALTH INSURANCE PLAN OF GREATER NEW YORK	EmblemHealth VIP Dual Group (HMO SNP)	Counties of NYC, Westchester and Long Island	109	Dual-Eligible	
28 THE NEW YORK STATE CATHOLIC HEALTH PLAN, INC.	Fidelis Medicaid Advantage Plus (HMO SNP)	NY Counties	103	Dual-Eligible	
29 SENIOR WHOLE HEALTH OF NEW YORK, INC.	Senior Whole Health of New York NHC (HMO SNP)	Bronx, Kings, Nassau, NY, Queens, Westchester	98	Dual-Eligible	FIDE SNP
30 AGEWELL NEW YORK, LLC	AgeWell New York BeWell (HMO SNP)	New York City Metro Area, Long Island, Westchester	97	Dual-Eligible	
31 VILLAGE SENIOR SERVICES CORPORATION	VillageCareMAX Medicare Total Advantage (HMO SNP)	Bronx, Brooklyn, Manhattan, Queens	73	Dual-Eligible	
31 QUALITY HEALTH PLANS OF NEW YORK, INC.	Advantage Value One NY - Dual (HMO SNP)	Nassau, Queens, Staten Island and Suffolk Counties	41	Dual-Eligible	
33 UNITEDHEALTHCARE OF NEW YORK, INC.	UnitedHealthcare Nursing Home Plan (HMO SNP)	New York Metropolitan area	8,105	Institutional	
34 UNITEDHEALTHCARE OF NEW YORK, INC.	UnitedHealthcare Nursing Home Plan (HMO SNP)	Upstate New York	4,328	Institutional	
35 CATHOLIC SPECIAL NEEDS PLAN, LLC	ArchCare Advantage (HMO SNP)	NYC, Westchester, Putnam, Dutchess, Orange, Ononda	1,708	Institutional	
36 ELDERPLAN, INC.	Elderplan Advantage For Nursing Home Residents (HMO SNP)	Bronx, Kings, Monroe, Nassau, NY, Queens, Richmond, Suffolk, Westchester	1,590	Institutional	
37 INDEPENDENT HEALTH ASSOCIATION, INC.	Independent Health Medicare Family Choice (HMO SNP)	Western New York	1,275	Institutional	
38 CENTERLIGHT HEALTHCARE, INC.	Centerlight Healthcare Direct Complete Plan (HMO SNP)	NYC, LI, Westchester and Rockland Counties	605	Institutional	
39 HEALTHFIRST HEALTH PLAN, INC.	Healthfirst AssuredCare (HMO SNP)	New York City and Nassau County	437	Institutional	
40 ELDERSERVE HEALTH, INC.	Riverspring Star (HMO SNP)	Counties: Brx, KI, Na, NY, Qu, RI, Wes	332	Institutional	
41 AGEWELL NEW YORK, LLC	AgeWell New York CareWell (HMO SNP)	New York City Metro Area, Long Island, Westchester	218	Institutional	
42 CENTERS PLAN FOR HEALTHY LIVING, LLC	Centers Plan for Nursing Home Care (HMO SNP)	NYC Metro Area, Rockland, Erie, Niagara Counties	35	Institutional	
43 UNITEDHEALTHCARE INSURANCE COMPANY OF NY	UnitedHealthcare Nursing Home Plan (PRO SNP)	Select counties in New York		Institutional	

Source: CMS SNP Comprehensive Report Nove, 2017

Table 8.

	Non-FIDA COUNTY D-SNP ENROLLMENT	ALPHA LISTING by COUNTY	
	COUNTY	NUMBER ENROLLED	% of TOTAL ENROLLED
1	Albany	2989	11.0%
2	Allegany	39	0.1%
3	Broome	1368	5.0%
4	Cattaraugus	101	0.4%
5	Cayuga	113	0.4%
6	Chautauqua	0	0.0%
7	Chemung	140	0.5%
8	Chenango	157	0.6%
9	Clinton	106	0.4%
10	Columbia	172	0.6%
11	Cortland	121	0.4%
12	Delaware	209	0.8%
13	Dutchess	741	2.7%
14	Erie	5149	19.0%
15	Essex	34	0.1%
16	Franklin	45	0.2%
17	Fulton	142	0.5%
18	Genesee	0	0.0%
19	Greene	142	0.5%
20	Hamilton	0	0.0%
21	Herkimer	335	1.2%
22	Jefferson	425	1.6%
23	Lewis	27	0.1%
24	Livingston	0	0.0%
25	Madison	0	0.0%
26	Monroe	2799	10.3%
27	Montgomery	269	1.0%
28	Niagara	1322	4.9%
29	Oneida	1689	6.2%
30	Onondaga	2703	10.0%
31	Ontario	0	0.0%
32	Orange	1389	5.1%
33	Orleans	23	0.1%
34	Oswego	539	2.0%
35	Otsego	86	0.3%
36	Putnam	84	0.3%
37	Rensselaer	537	2.0%
38	Rockland	1326	4.9%
39	Saratoga	284	1.0%
40	Schoharie	19	0.1%
41	Schuyler	76	0.3%
42	Seneca	23	0.1%
43	St. Lawrence	200	0.7%
44	Steuben	163	0.6%
45	Sullivan	122	0.5%
46	Tioga	99	0.4%
47	Tompkins	0	0.0%
48	Ulster	434	1.6%
49	Warren	132	0.5%
50	Washington	107	0.4%
51	Wayne	26	0.1%
52	Wyoming	51	0.2%
53	Yates	53	0.2%
	TOTAL	27110	

Table 9.

	Non-FIDA COUNTY D-SNP ENROLLMENT	SORT BY ENROLLMENT	
	COUNTY	NUMBER ENROLLED	% of TOTAL ENROLLED
1	Erie	5149	19.0%
2	Albany	2989	11.0%
3	Monroe	2799	10.3%
4	Onondaga	2703	10.0%
5	Oneida	1689	6.2%
6	Orange	1389	5.1%
7	Broome	1368	5.0%
8	Rockland	1326	4.9%
9	Niagara	1322	4.9%
10	Dutchess	741	2.7%
11	Oswego	539	2.0%
12	Rensselaer	537	2.0%
13	Ulster	434	1.6%
14	Jefferson	425	1.6%
15	Herkimer	335	1.2%
16	Saratoga	284	1.0%
17	Montgomery	269	1.0%
18	Delaware	209	0.8%
19	St. Lawrence	200	0.7%
20	Columbia	172	0.6%
21	Steuben	163	0.6%
22	Chenango	157	0.6%
23	Fulton	142	0.5%
24	Greene	142	0.5%
25	Chemung	140	0.5%
26	Warren	132	0.5%
27	Sullivan	122	0.5%
28	Cortland	121	0.4%
29	Cayuga	113	0.4%
30	Washington	107	0.4%
31	Clinton	106	0.4%
32	Cattaraugus	101	0.4%
33	Tioga	99	0.4%
34	Otsego	86	0.3%
35	Putnam	84	0.3%
36	Schuyler	76	0.3%
37	Yates	53	0.2%
38	Wyoming	51	0.2%
39	Franklin	45	0.2%
40	Allegany	39	0.1%
41	Essex	34	0.1%
42	Lewis	27	0.1%
43	Wayne	26	0.1%
44	Orleans	23	0.1%
45	Seneca	23	0.1%
46	Schoharie	19	0.1%
47	Chautauqua	0	0.0%
48	Genesee	0	0.0%
49	Hamilton	0	0.0%
50	Livingston	0	0.0%
51	Madison	0	0.0%
52	Ontario	0	0.0%
53	Tompkins	0	0.0%
	TOTAL	27110	